






# OS VectorMap® Local

## Black and White Raster version

© Crown copyright 2018

### COMMUNICATIONS (TRANSPORT)







Depicted roads are not necessarily rights of way

	Roads
	Multiple track railway
	Single track railway or siding
	Narrow gauge railway
	Road or rail tunnel







### SETTLEMENT

	Building		Important building
	Glasshouse		
	Overhead building line		

### VEGETATION

	Broad-leaved woodland		Coniferous woodland
	Mixed woodland		Orchard
	Shrub		Unimproved grass
	Heathland		Marsh
	Reeds		

### WATER FEATURES










	Surface water		
	Water		
	Mean high water		
	Mean low water		
	Direction of flow arrows		
	Water point features (for example Wells, Springs)		

### HEIGHT








Surface heights are in metres above mean sea level

 57m Height

### LANDFORMS

	Ornament
	Inland rock
	Boulders
	Shingle
	Cliff
	Large slopes
	Standard slopes
	Gravel pit
	Refuse tip or slag heap

### POINT & LINE FEATURES

	General line detail
	Overhead detail
	Electricity transmission line
	Pylon
	Triangulation station
	Point features (for example Shafts, Posts)
	Site of antiquity

### COMMON ABBREVIATIONS

CG.....	Cattle grid
Chy.....	Chimney
Coll.....	College
Ct.....	Court
El Sub Sta.....	Electricity sub station
FB.....	Footbridge
Fl Sk.....	Flare stack
Fn.....	Fountain
FS.....	Flagstaff
GP.....	Guide post
LC.....	Level crossing
Liby.....	Library
Meml.....	Memorial
MHW(s).....	Mean high water (springs)
MLW(s).....	Mean low water (springs)
Mon.....	Monument
MP, MS.....	Mile post or stone
NTL.....	Normal tidal water
P, Ps.....	Post(s) or pole(s)
PH.....	Public House
PO.....	Post office
Pol Sta.....	Police Station
PW.....	Place of worship
Sch.....	School
Spr.....	Spring
Sta.....	Station
Tk.....	Tank or track
W.....	Well